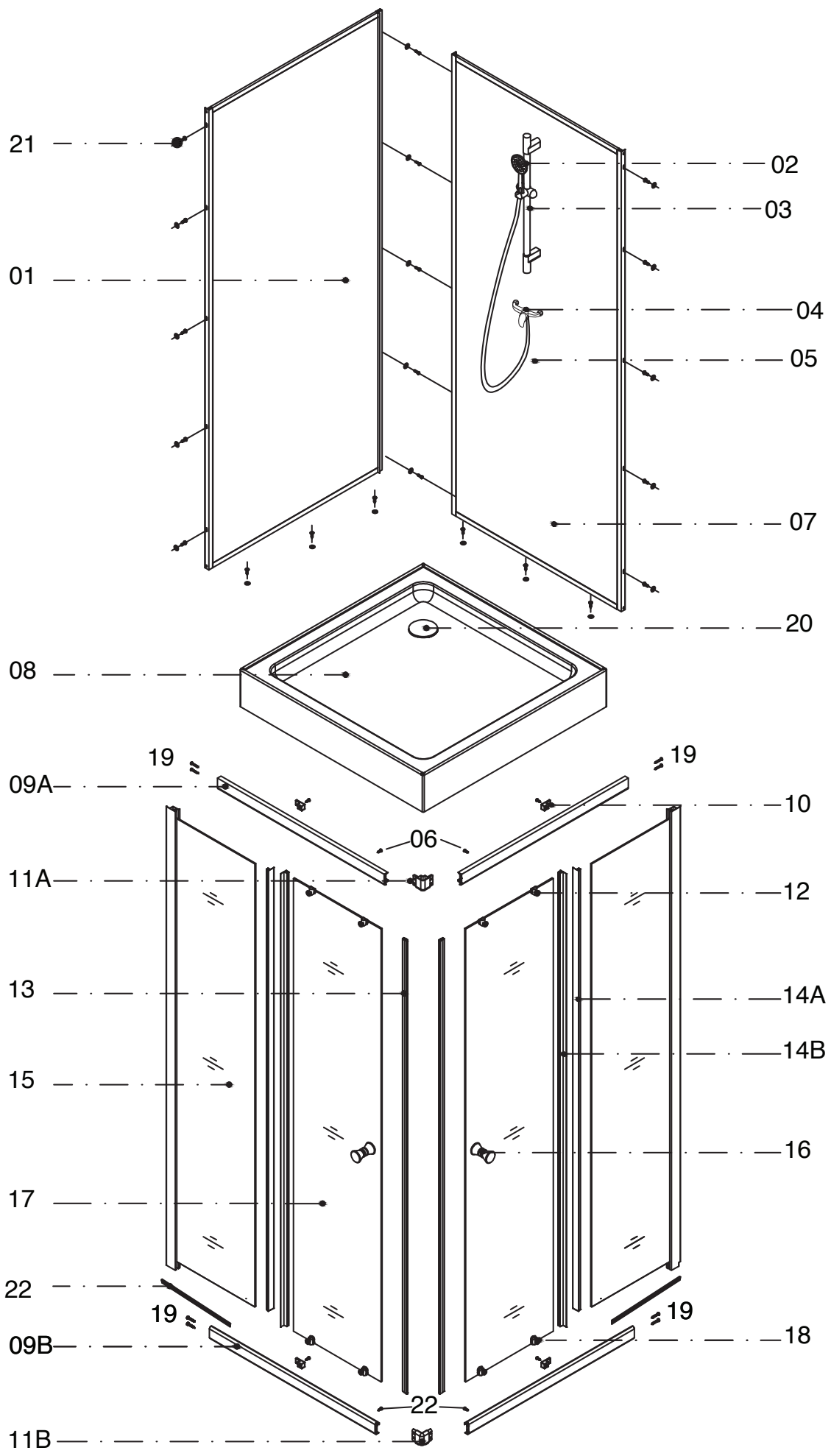
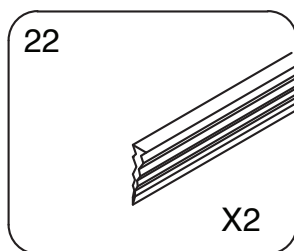
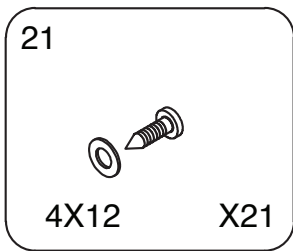
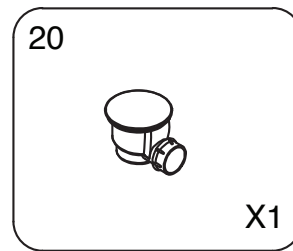
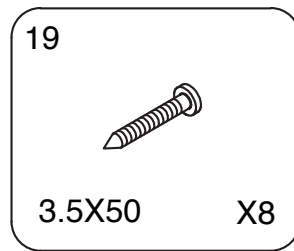
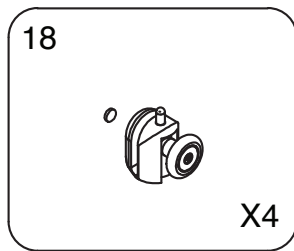
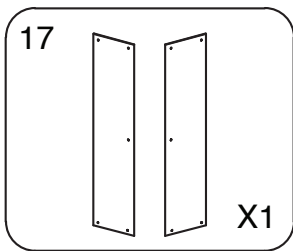
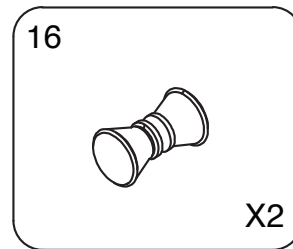
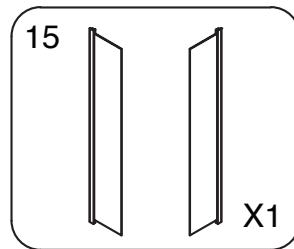
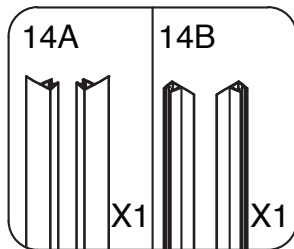
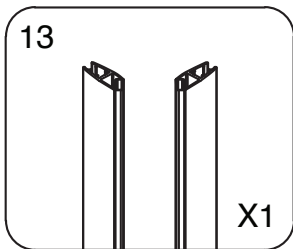
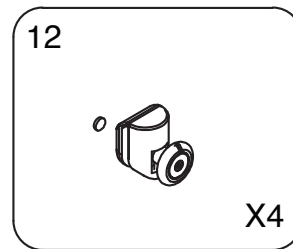
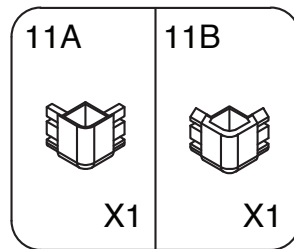
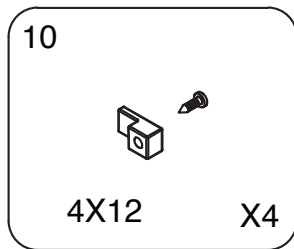
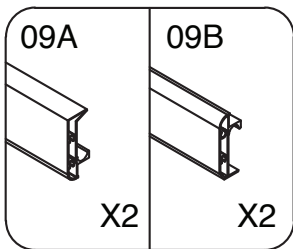
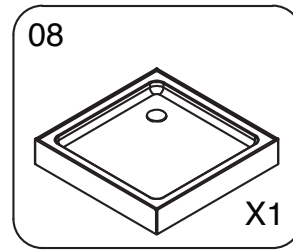
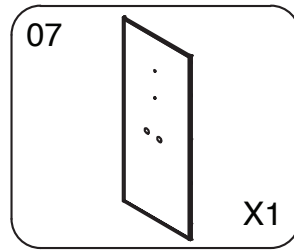
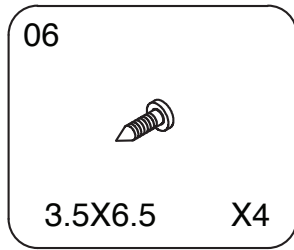
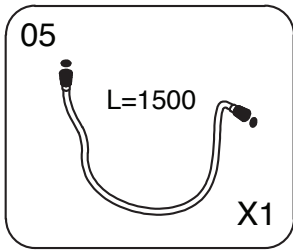
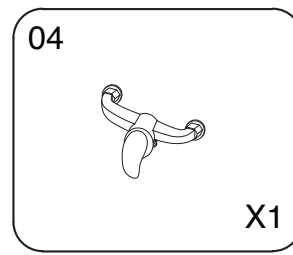
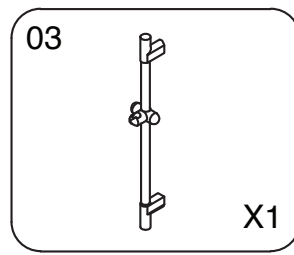
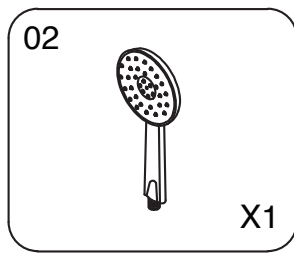
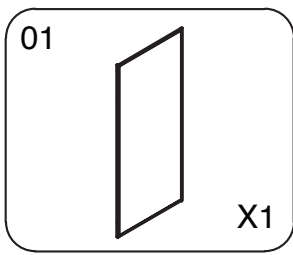
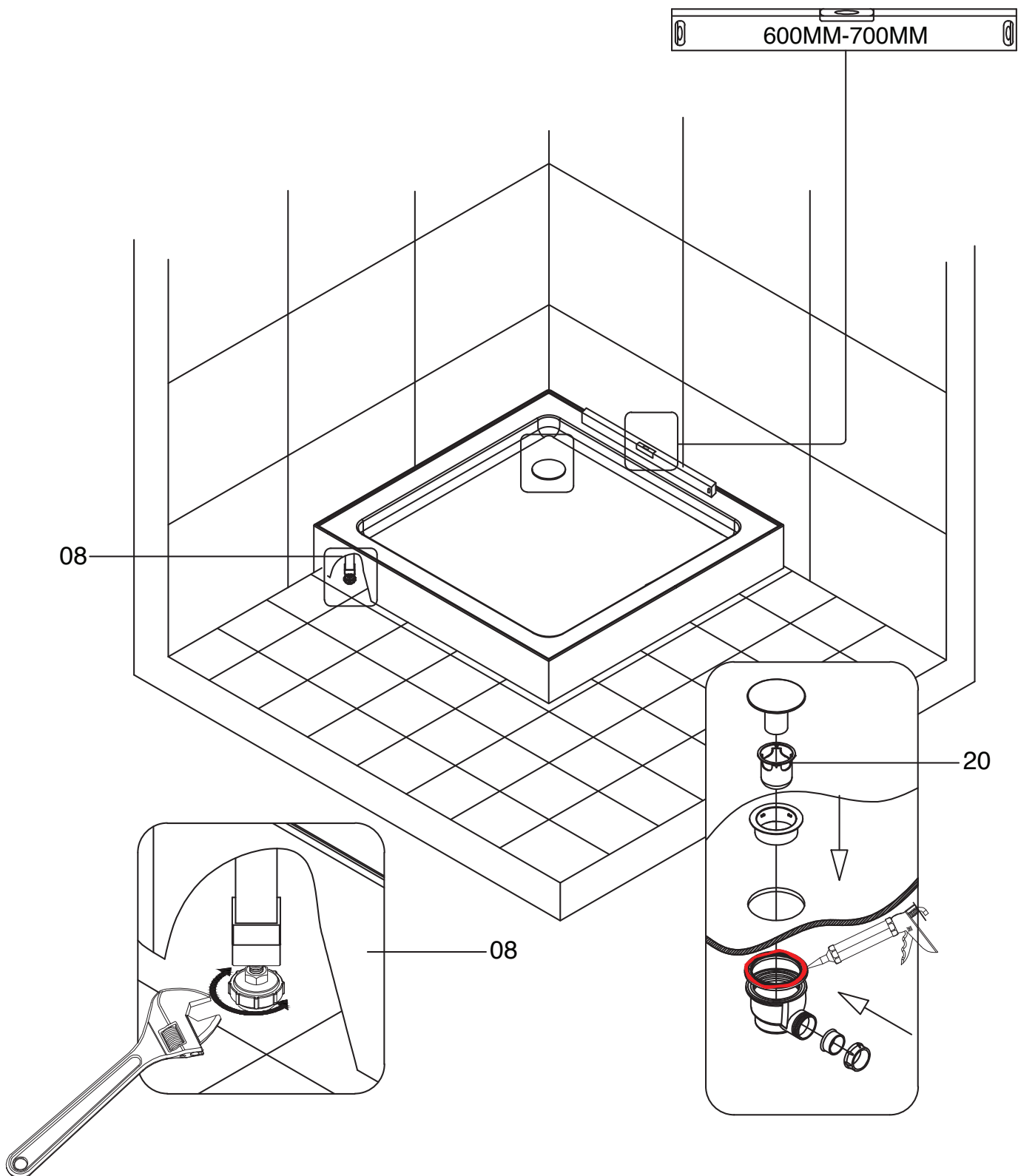
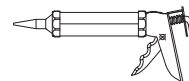
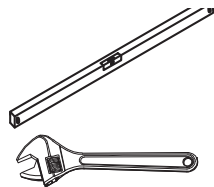
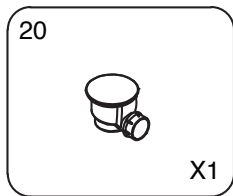
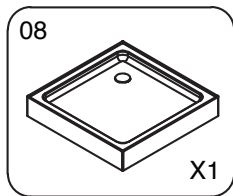


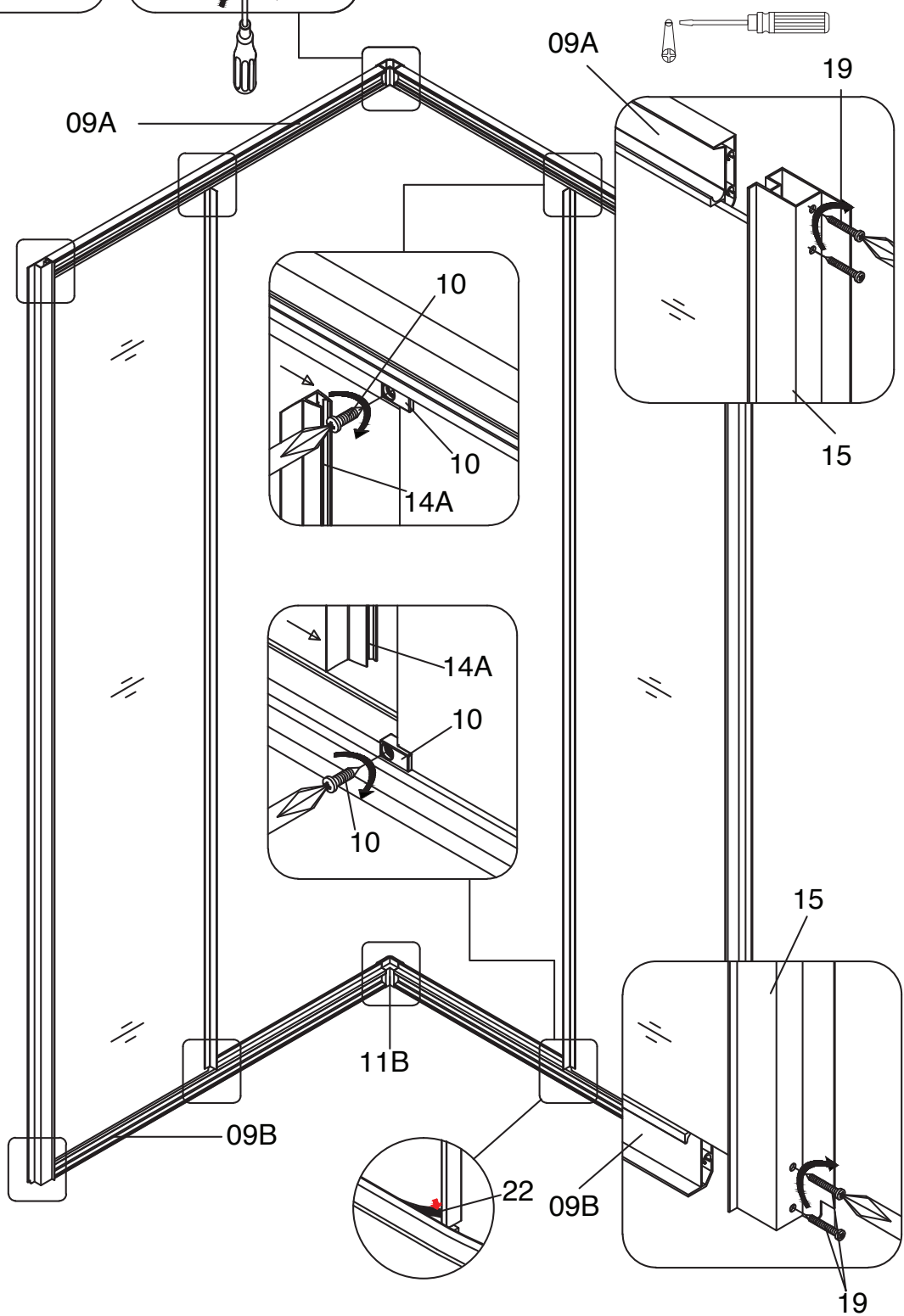
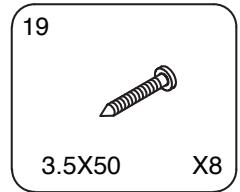
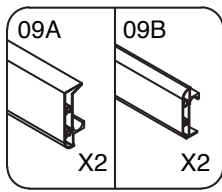
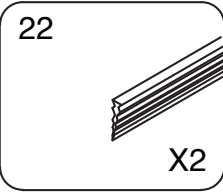
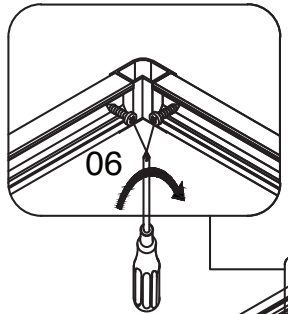
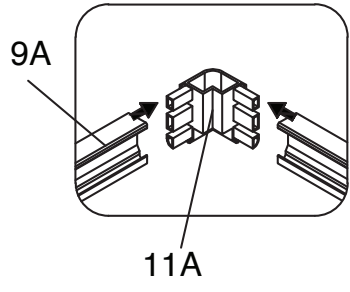
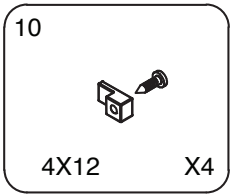
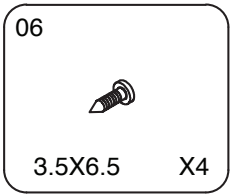
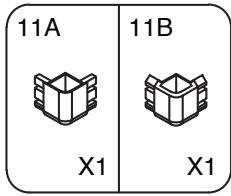
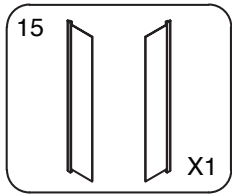
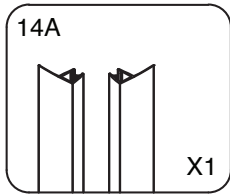
**CABINE INT. SODA 80X80 H.200 MIT. MECA**  
Réf. 1242720

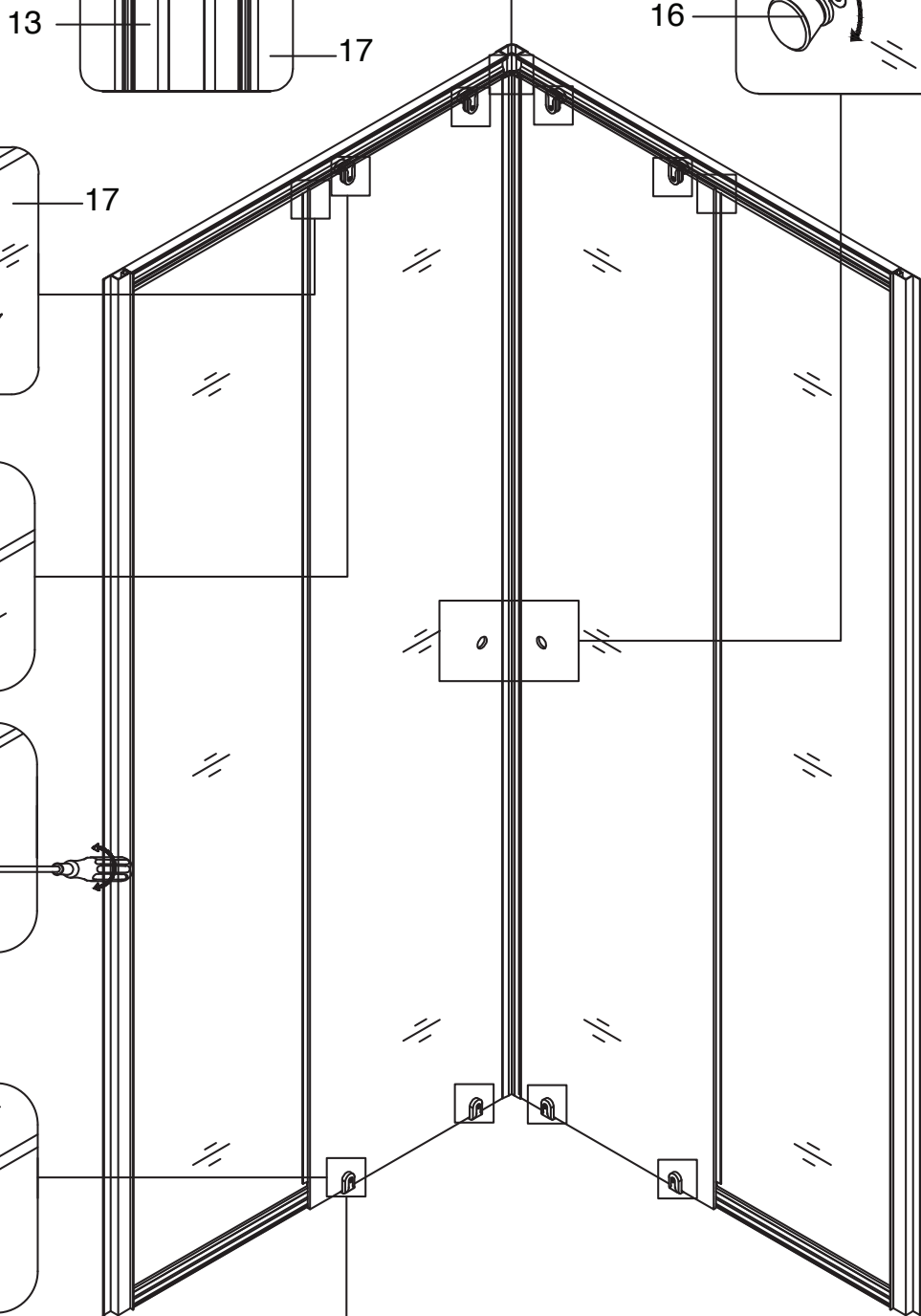
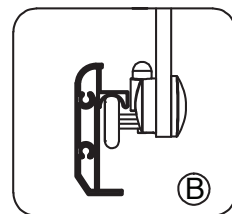
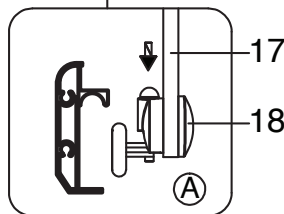
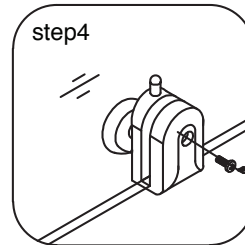
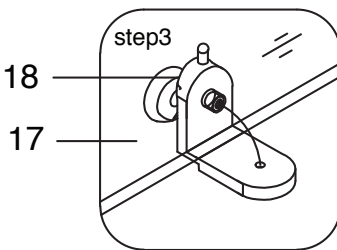
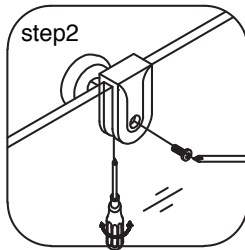
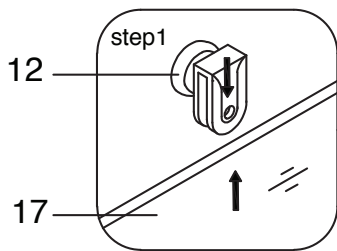
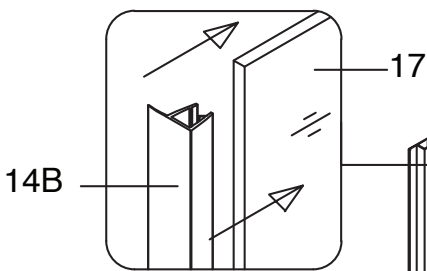

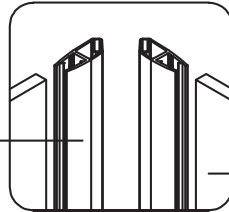
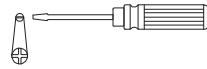
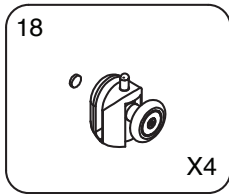
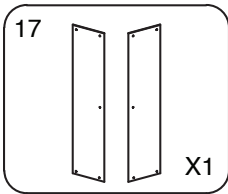
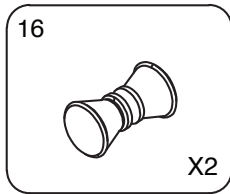
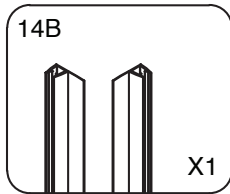
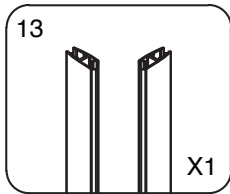
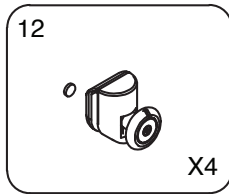


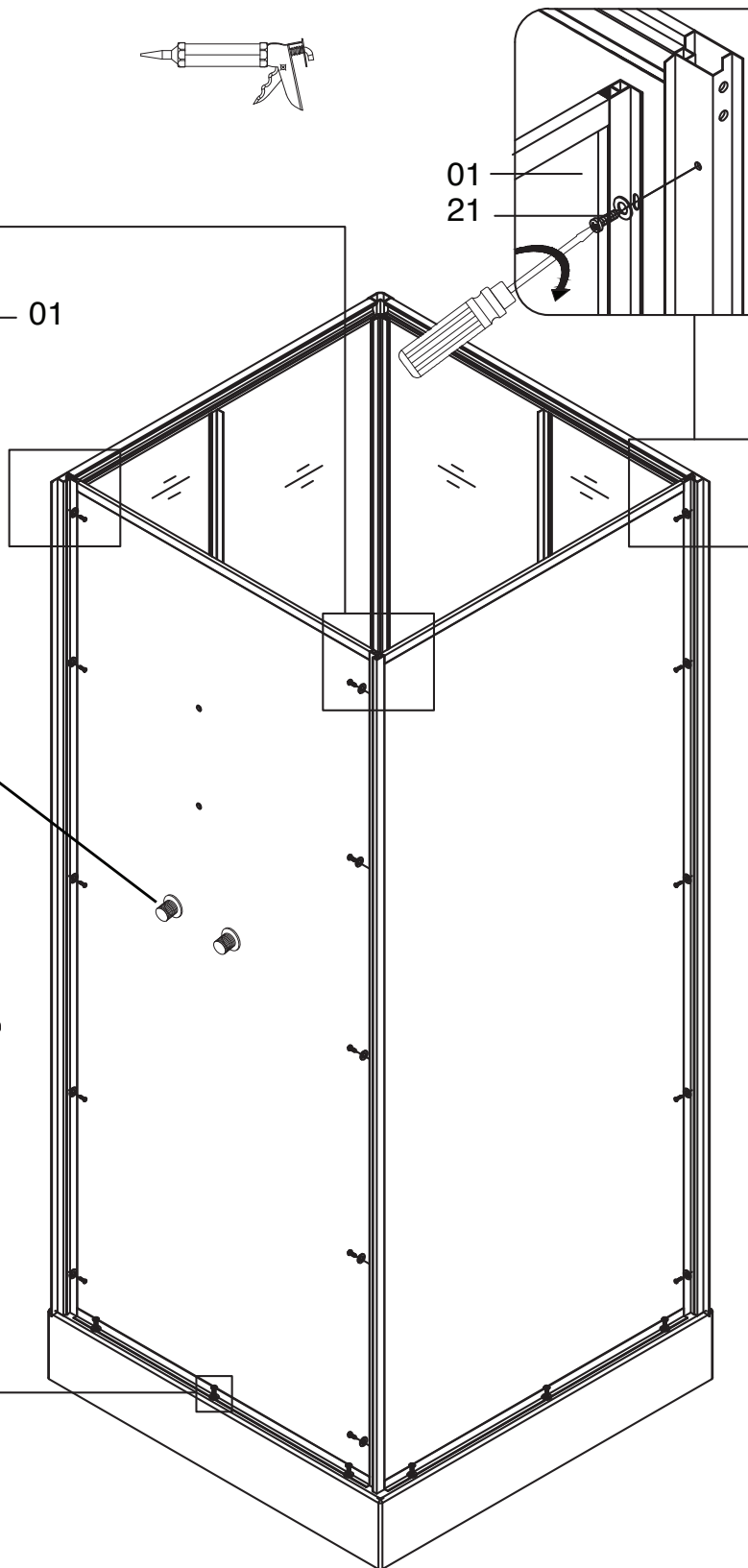
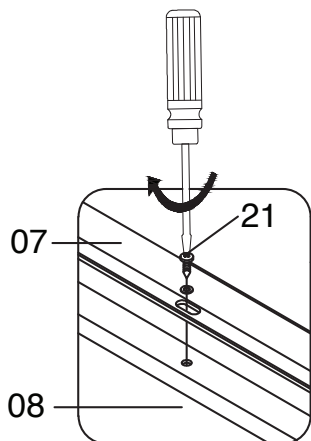
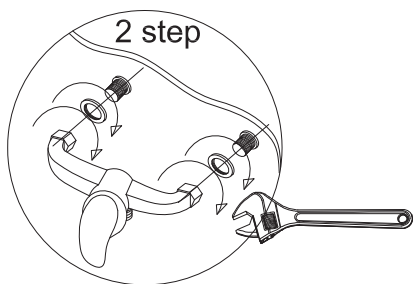
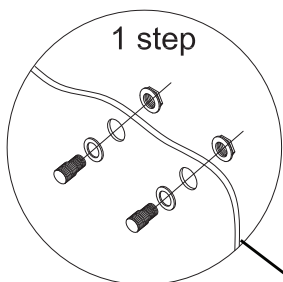
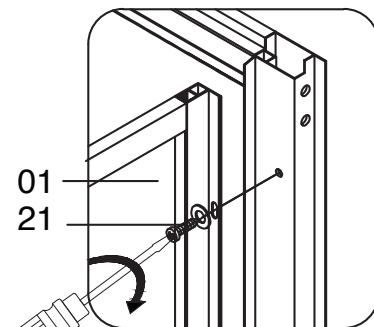
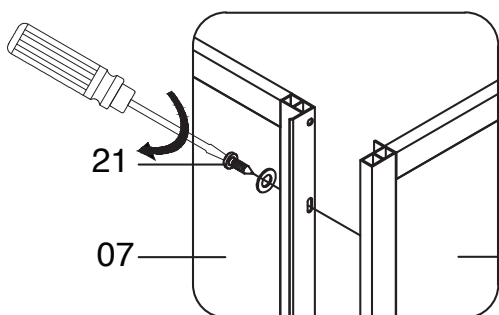
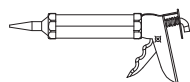
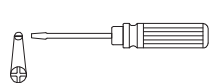
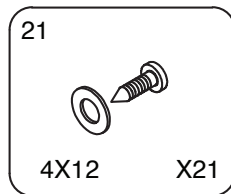
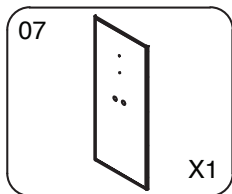
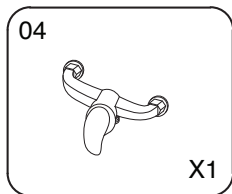
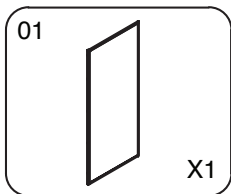


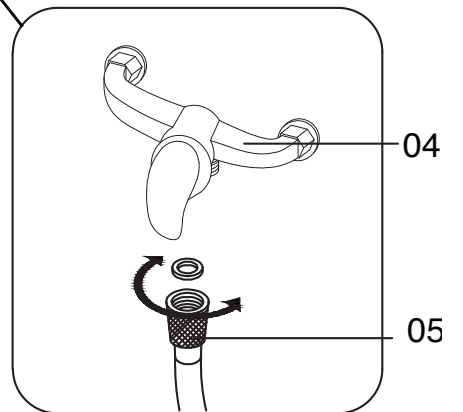
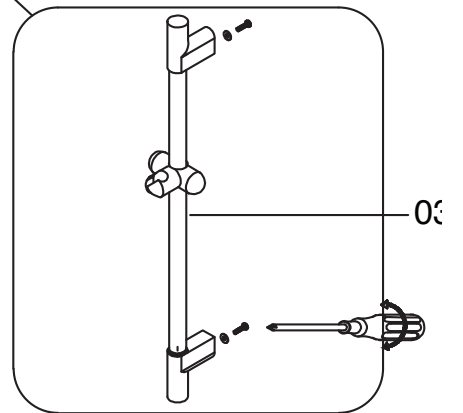
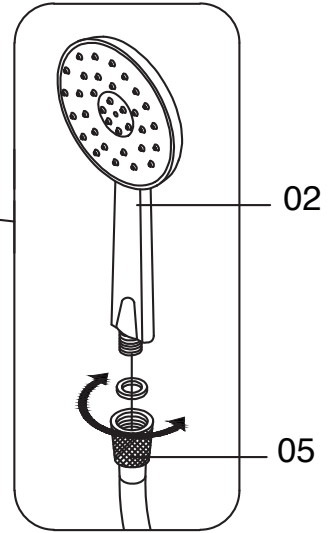
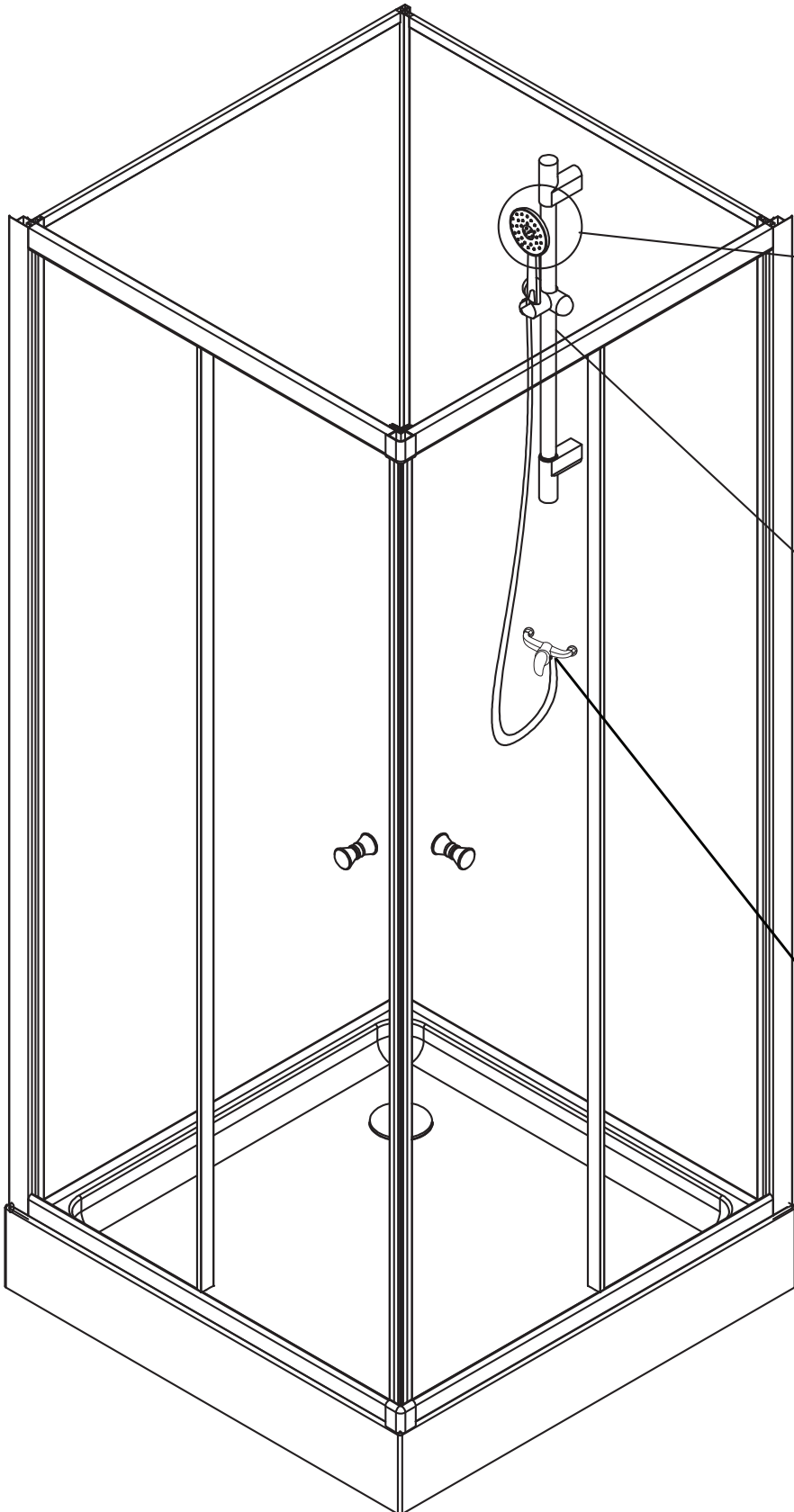
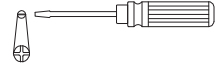
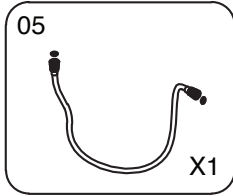
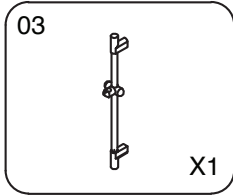
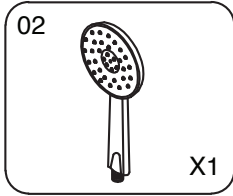
















16

Fabriqué par KINDFORD LIMITED  
Unit A and L, 15 Floor, MG Tower  
133 Hoi Bun Road, Kwun Tong  
Kowloon, HONG KONG

Cabine de douche 1152165

Déclaration de performance N° KF1642SC115216500

**EN 14527:2006 + A1:2010 CL1+CL2**

Receveur de douche fabriqué en acrylique / ABS  
Dimensions : 800x800x155mm

Utilisation prévue : hygiène personnelle

Aptitude au nettoyage : Validée  
Durabilité : Validée



16

Fabriqué par KINDFORD LIMITED  
Unit A and L, 15 Floor, MG Tower  
133 Hoi Bun Road, Kwun Tong  
Kowloon, HONG KONG

Cabine de douche 1152165

Déclaration de performance N° KF1642SC115216500

**EN 14428:2015**

Utilisation prévue : hygiène personnelle

Aptitude au nettoyage : Validée  
Résistance à l'impact : Validée  
Durabilité : Validée

## Déclaration des Performances

N° KF1642SC115216500

1. Code d'identification unique du produit type:

**1152165**

2. Numéro de type, de lot ou de série ou tout autre élément permettant l'identification du produit de construction, conformément à l'article 11, paragraphe 4:

**1152165**

3. Usage ou usages prévus du produit de construction, conformément à la spécification technique harmonisée applicable, comme prévu par le fabricant:

**Utilisation prévue: hygiène personnelle**

4. Nom, raison sociale ou marque déposée et adresse de contact du fabricant, conformément à l'article 11, paragraphe 5:

**KINDFORD LIMITED**

**Unit A and L, 15 Floor, MG TOWER,**

**133 Hoi Bun Road, Kwun Tong, Kowloon, Hong Kong**

5. Le cas échéant, nom et adresse de contact du mandataire dont le mandat couvre les tâches visées à l'article 12, paragraphe 2:

**N/A**

6. Le ou les systèmes d'évaluation et de vérification de la constance des performances du produit de construction, conformément à l'annexe V:

**Système: 4**

7. Dans le cas de la déclaration des performances concernant un produit de construction couvert par une norme harmonisée:

**EN 14428 (paroi)**

**EN 14527 (receveur)**

8. Performances déclarées :

Caractéristiques essentielles	Performance	Spécifications techniques harmonisées
Aptitude au nettoyage	PASS	EN 14428:2015
Resistance a l'impact / comportement à l'éclatement	PASS	EN 14428:2015
Durabilité	PASS	EN 14428:2015
Aptitude au nettoyage	PASS	EN 14527:2006 +A1:2010
Durabilité	PASS	EN 14527:2006 +A1:2010

9. Les performances du produit identifié aux points 1 et 2 sont conformes aux performances déclarées indiquées au point 8.

La présente déclaration des performances est établie sous la seule responsabilité du fabricant identifié au point 4.

Signé pour le fabricant et en son nom par :

**Amy Li**

**General & Merchandising Manager**

**KINDFORD LIMITED**

**Unit A and L, 15 Floor, MG TOWER, 133 Hoi Bun Road,**














**Kwun Tong, Kowloon, Hong Kong**

**Date: Octobre 6, 2016**

For and on behalf of  
**KINDFORD LIMITED**  
通 達 有 限 公 司  
  
Authorized Signature(s)

## FICHE DE COMMANDE DE SERVICE APRES VENTE

Référence : 1152165

Référence du fournisseur du produit fini	Nom du produit	Numéro de pièce indiqué dans le manuel	Description	Schéma	Quantité par produit fini	Quantité des pièces par produit emballé
1152165	CABINE INT. SODA 80X80 H.200 MIT. MECA	1	panneau arrière gauche		1 pc	1 pc
1152165	CABINE INT. SODA 80X80 H.200 MIT. MECA	7	panneau arrière droit		1 pc	1 pc
1152165	CABINE INT. SODA 80X80 H.200 MIT. MECA	2	douchette		1 pc	1 pc
1152165	CABINE INT. SODA 80X80 H.200 MIT. MECA	3	barre de douche		1 set	1 set
1152165	CABINE INT. SODA 80X80 H.200 MIT. MECA	4	mitigeur		1 set	1 set
1152165	CABINE INT. SODA 80X80 H.200 MIT. MECA	5	flexible de douche		1pc	1 pc
1152165	CABINE INT. SODA 80X80 H.200 MIT. MECA	8	receveur		1pc	1 pc
1152165	CABINE INT. SODA 80X80 H.200 MIT. MECA	20	bonde		1pc	1 1pc
1152165	CABINE INT. SODA 80X80 H.200 MIT. MECA	9A	rail de guidage supérieur		2 pcs	1 pc
1152165	CABINE INT. SODA 80X80 H.200 MIT. MECA	9B	rail de guidage inférieur		2 pcs	1 pc
1152165	CABINE INT. SODA 80X80 H.200 MIT. MECA	10	bloc de fixation		4 sets	4 set
1152165	CABINE INT. SODA 80X80 H.200 MIT. MECA	11A	raccord d'angle de rail de guidage supérieur		1pc	1 pc
1152165	CABINE INT. SODA 80X80 H.200 MIT. MECA	11B	raccord d'angle de rail de guidage inférieur		1pc	1 pc